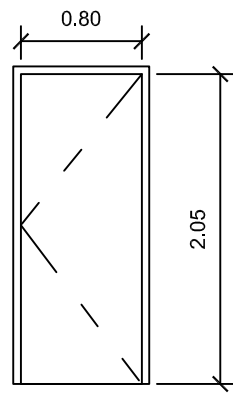
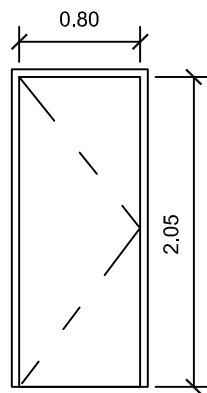


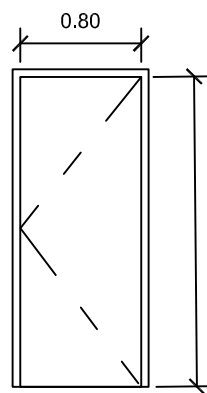
AR 5	RENOVATION DE "L'HOTEL" DU PLATEAU DE CALERN	MAITRE D'OUVRAGE : OBSERVATOIRE DE LA COTE D'AZUR	
		MAITRE D'OEUVRE : N FAR_+ENERS COP+ TEMPO CONSULTING	
DATE : 11-01-2016 MAJ : 25-01-2016	ECH : 1/50e	CARNET DES MENUISERIES INTERIEURES ET EXTERIEURES - DETAILS	PRO/DCE



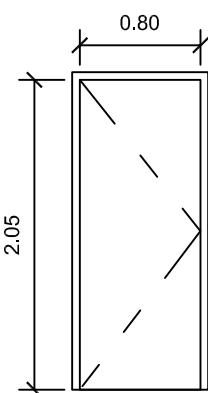
MI 1
PP
Entrée SDB CH 2
bouton de
condamnation
2 faces



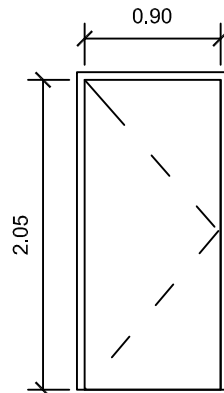
MI 2
PP
Entrée SDB CH 3
bouton de
condamnation



MI 3
PP
Entrée SDB CH 4
bouton de
condamnation

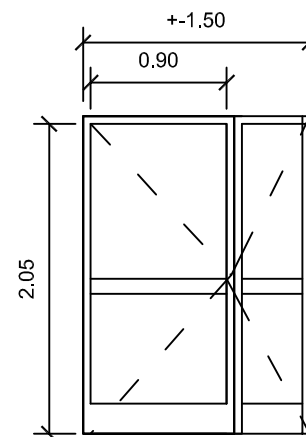


MI 4
PP
Entrée SDB CH 5
bouton de
condamnation

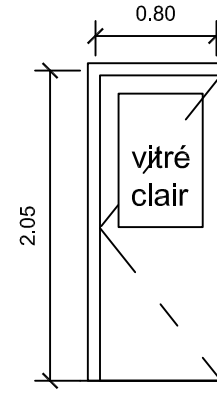


MI 5
PP
Entrée sdb CH 6
P.M.R

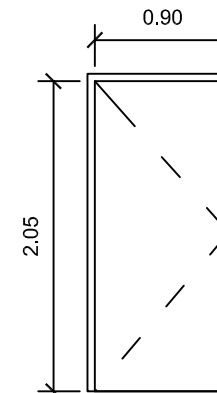
bouton de
condamnation
poignées à 80 cm
de hauteur + lisse
horizontale face à tirer,



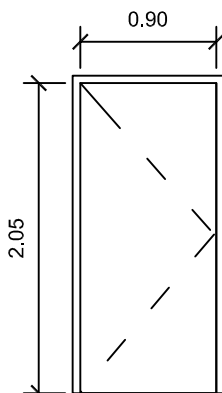
MI 6
PV TIERCE AVEC
PASSAGE 90
Sas / Salle
commune



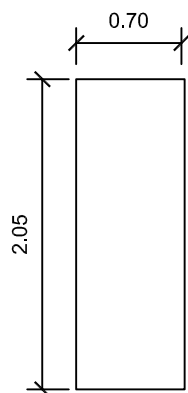
MI 7
PV
Entrée Kitchenette
vitrage partie haute
FINITION
STRATIFIEE
Signalétique
réservé personnel



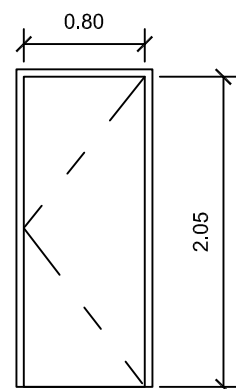
MI 8
PP
Entrée vers espace
lingerie / sanitaires
FINITION
STRATIFIEE
signalétique



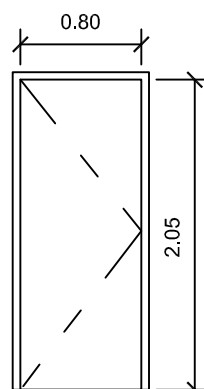
MI 9
PP
Entrée sanitaire commun
(PMR) FINITION
STRATIFIEE
signalétique
bouton de condamnation



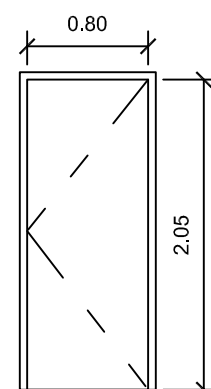
MI 10
PP Entrée local
entretien
FINITION
STRATIFIEE
signalétique



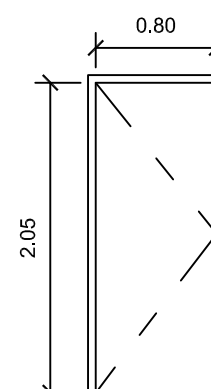
MI 11
PP
Entrée sdb CH 7
bouton de
condamnation



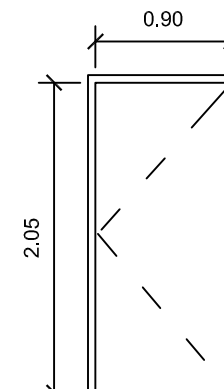
MI 12
PP
Entrée sdb CH 8
bouton de
condamnation



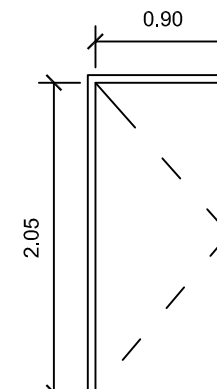
MI 13
PP
Entrée sdb CH 9
bouton de
condamnation



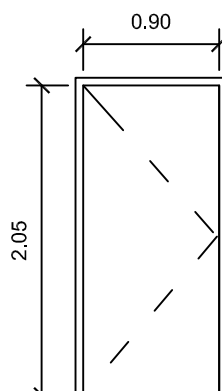
MI 14
PP
Entrée sdb CH 10
bouton de
condamnation



MI 15
PP CF
LOCAL VRV
ISOLATION
ACOUSTIQUE
RENFORCEE
signalétique
serrure



MI 16
PP
Entrée palière CH 12
ISOLATION ACOUSTIQUE
RENFORCEE
FINITION STRATIFIEE
serrure chambre

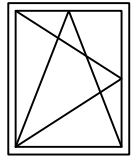


MI 17
PP
Entrée palière CH 11
ISOLATION ACOUSTIQUE
RENFORCEE
FINITION STRATIFIEE
serrure chambre

NOTA : MESURES INDICATIVES A RELEVIER PRECISEMENT SUR EXISTANT

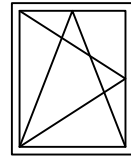
CMI	RENOVATION DE "L'HOTEL" DU PLATEAU DE CALERN	MAITRE D'OUVRAGE : OBSERVATOIRE DE LA COTE D'AZUR	
		MAITRE D'OEUVRE : N FAR_+ENERSCO+ TEMPO CONSULTING	
DATE : 11-01-2016 MAJ : 25-01-2016	ECH : 1/50e	MENUISERIES INTERIEURES	PRO/DCE

verre opalin



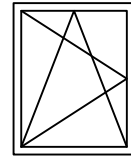
ME 1
FENETRE
oscillo battant
SDB CH 3
Baie existante

verre opalin



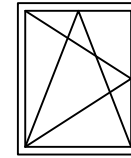
ME 2
FENETRE
oscillo battant
SDB CH 4
>BAIE A CREER

verre opalin

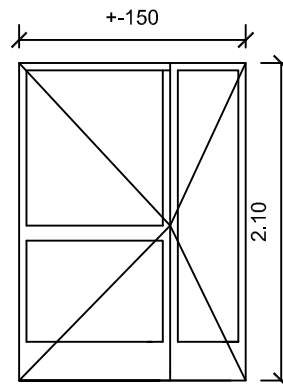


ME 3
FENETRE
SDB CH 5
oscillo battant
Baie existante

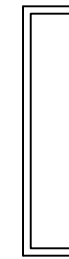
verre opalin



ME 4
FENETRE
CH 6
oscillo battant
Baie existante



ME 5
PF tierce vitrée
avec passage 90
Entrée principale
Baie existante
Force traction <
50N



ME 6
FENETRE
FIXE
double vitrage
sas d'entrée
Baie existante



ME 7
FENETRE
1 vantail ouvrant
Local entretien
Baie existante



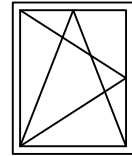
ME 8
FENETRE
1 vantail ouvrant
Lingerie
Baie existante

verre opalin



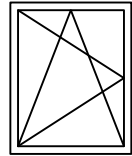
ME 9
FENETRE
CH 5
Sanitaire
commun
oscillo battant
Baie existante

verre opalin

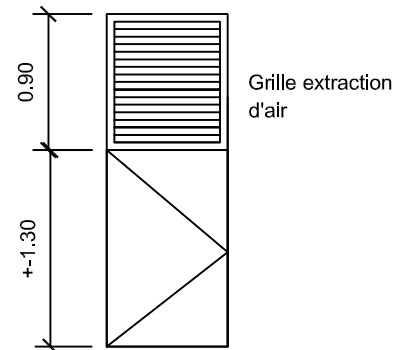


ME 10
FENETRE
oscillo battant
double vitrage
SDB CH 9
Baie existante

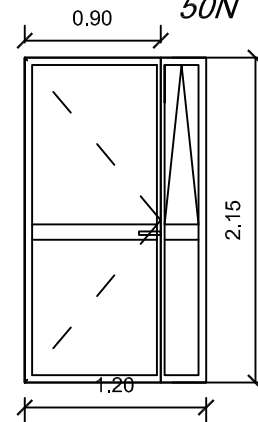
verre opalin



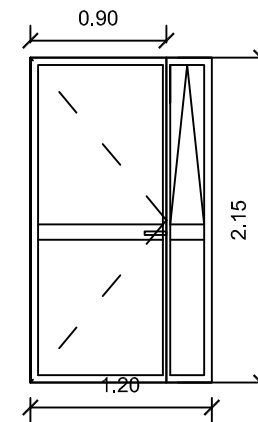
ME 11
FENETRE
oscillo battant
double vitrage
SDB CH 4
>BAIE A CREER



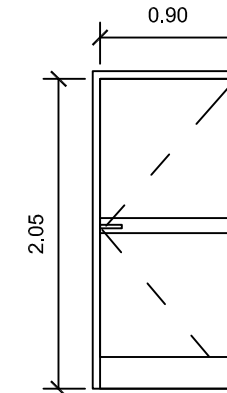
ME 12
GRILLE ET
TRAPPE
METALLIQUE
ISOLEE DE VISITE
LOCAL VRV
>SUPPRESION ALLEGE
EXISTANTE / BAIE A
AGRANDIR



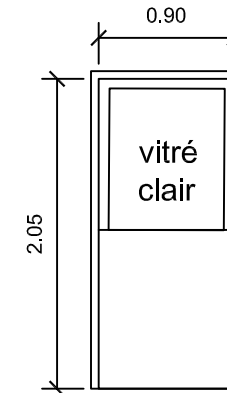
ME 13
PV palière
Entrée CH 12
Equipée store occultant



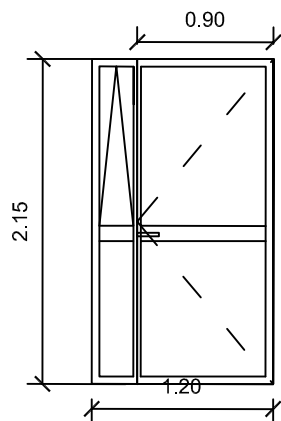
ME 14
PV palière
Entrée CH 11
Equipée store occultant



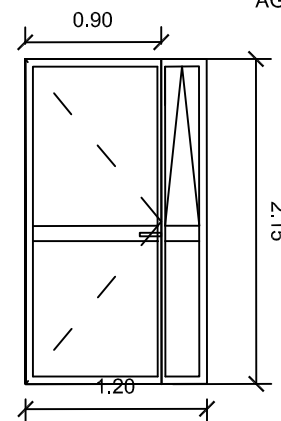
ME 15
PV
Sortie de service sur
coursive
signalétique "réservé
personnel"



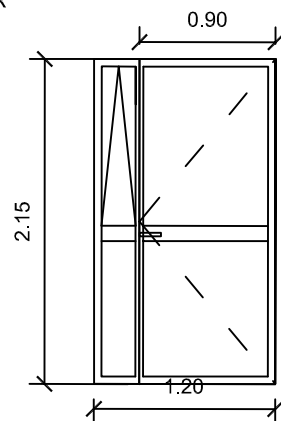
ME 16
Porte bois
existante
avec barre
anti-panique
REPLACEMENT
PAR PP avec partie haute
vitrée



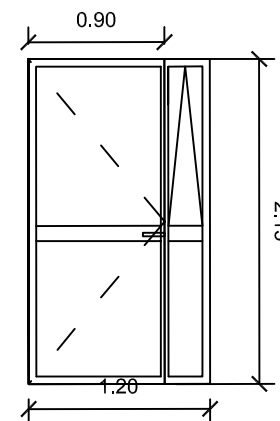
ME 17
PV palière
Entrée CH 10
Equipée store occultant



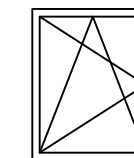
ME 18
PV palière
Entrée CH 9
Equipée store occultant



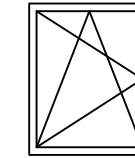
ME 19
PV palière
Entrée CH 8
Equipée store occultant



ME 20
PV palière
Entrée CH 7
Equipé store occultant



ME 21
FENETRE
1 VANTAIL
OUVRANT
Salle commune

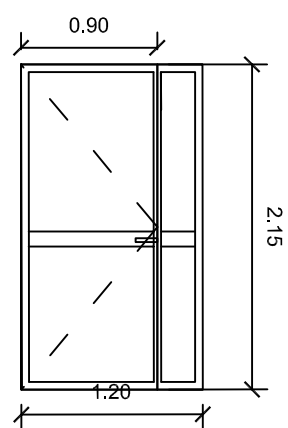


ME 22
FENETRE
1 VANTAIL
OUVRANT
Salle commune

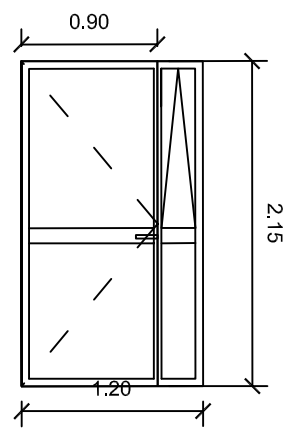
NOTA 1 : TT MENUISERIES EXTERIEURES COLORIS 32 REF VILLE DE NICE

NOTA 2 : MESURES INDICATIVES A RELEVER PRECISEMENT SUR EXISTANT

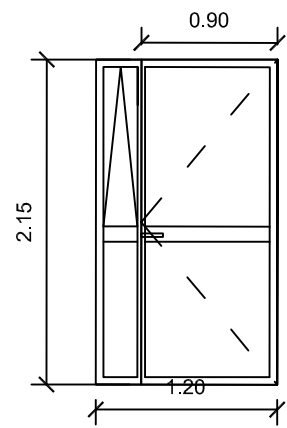
CME	RENOVATION DE "L'HOTEL" DU PLATEAU DE CALERN	MAITRE D'OUVRAGE : OBSERVATOIRE DE LA COTE D'AZUR	
		MAITRE D'OEUVRE : N FAR_+ENERSCO+ TEMPO CONSULTING	
DATE : 11-01-2016 MAJ : 25-01-2016	ECH : 1/50e	MENUISERIES EXTERIEURES	PRO/DCE



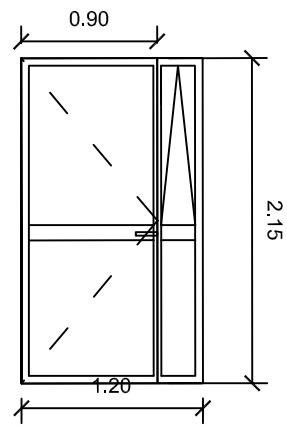
ME 23
PV Palière
Entrée salle commune



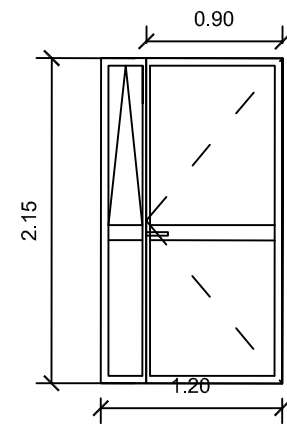
ME 24
PV palière
Entrée CH 6 (PMR)
Equipée store occultant



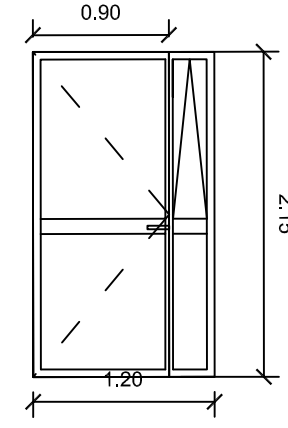
ME 25
PV Palière
Entrée CH 5
Equipée store occultant



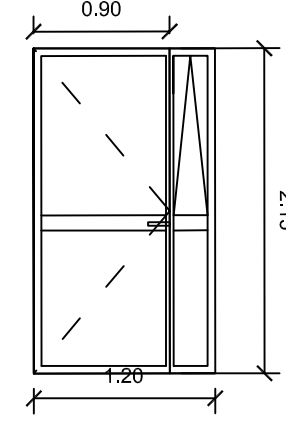
ME 26
PV palière
Entrée CH 4
Equipée store occultant



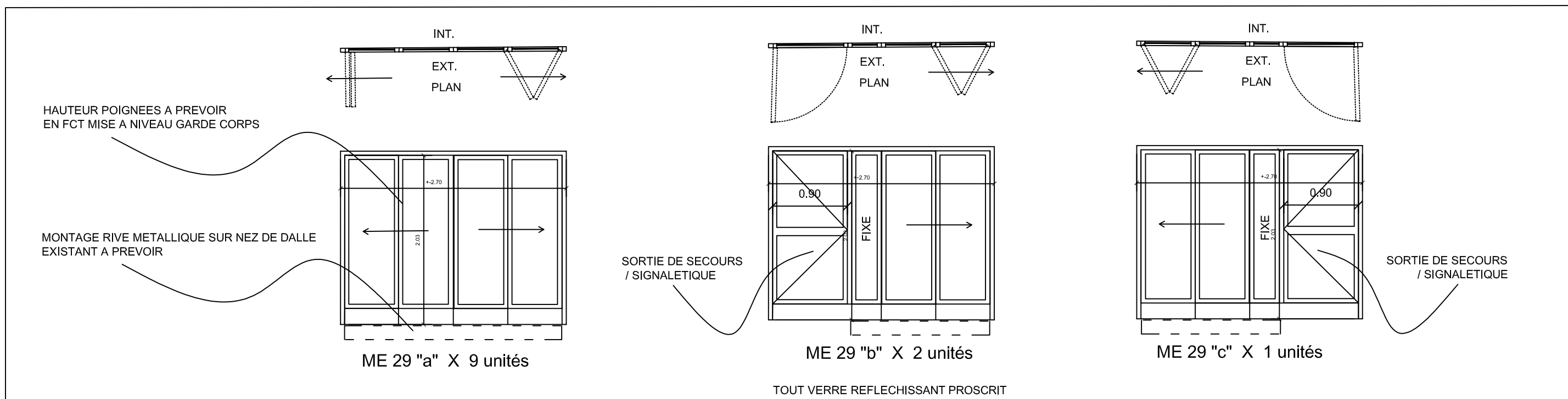
ME 27
PV palière
Entrée CH 3
Equipée store occultant



ME 28
PV palière
Entrée CH 2
Equipée store occultant



ME 30
PV palière
Entrée CH 1
Equipée store occultant



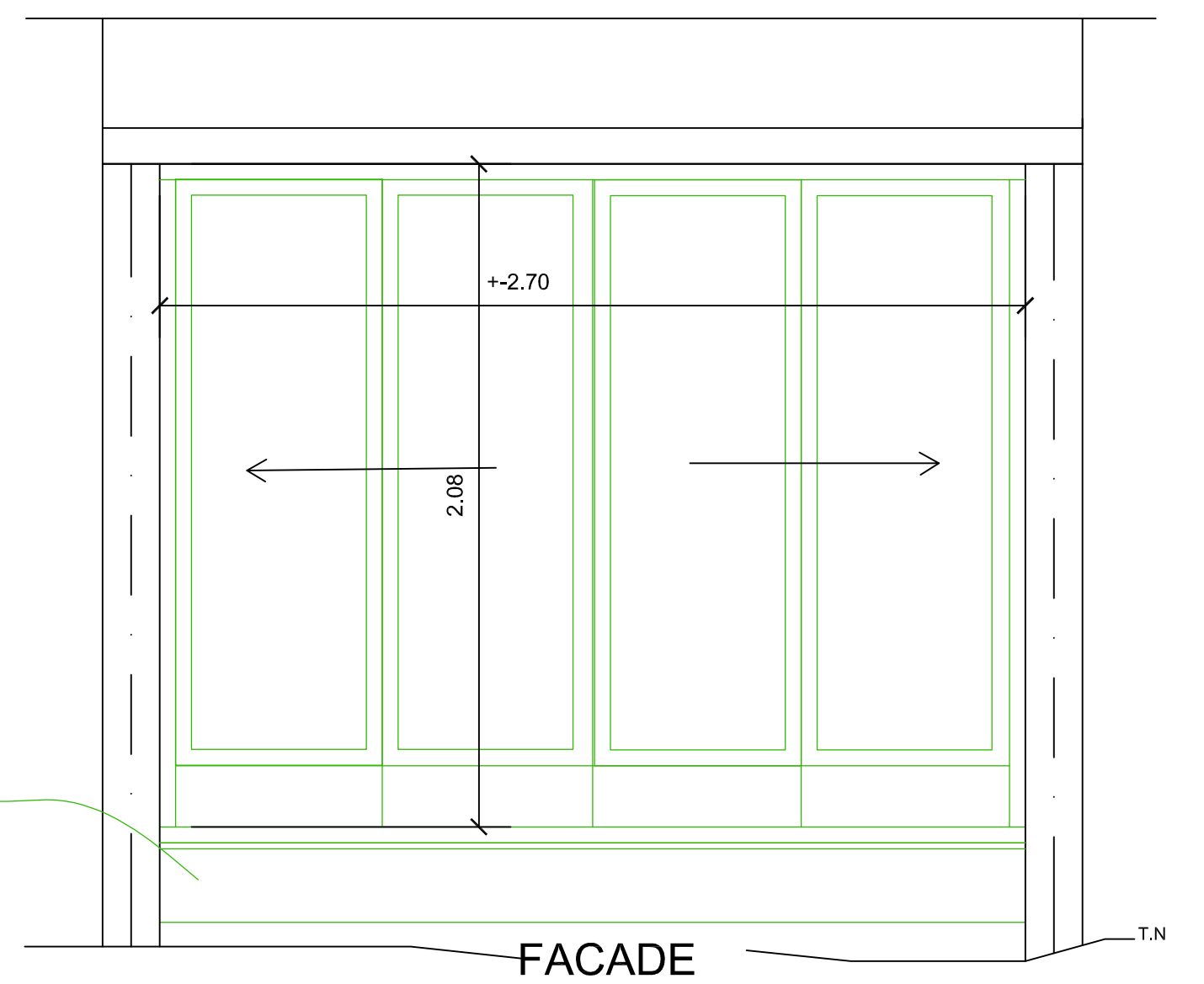
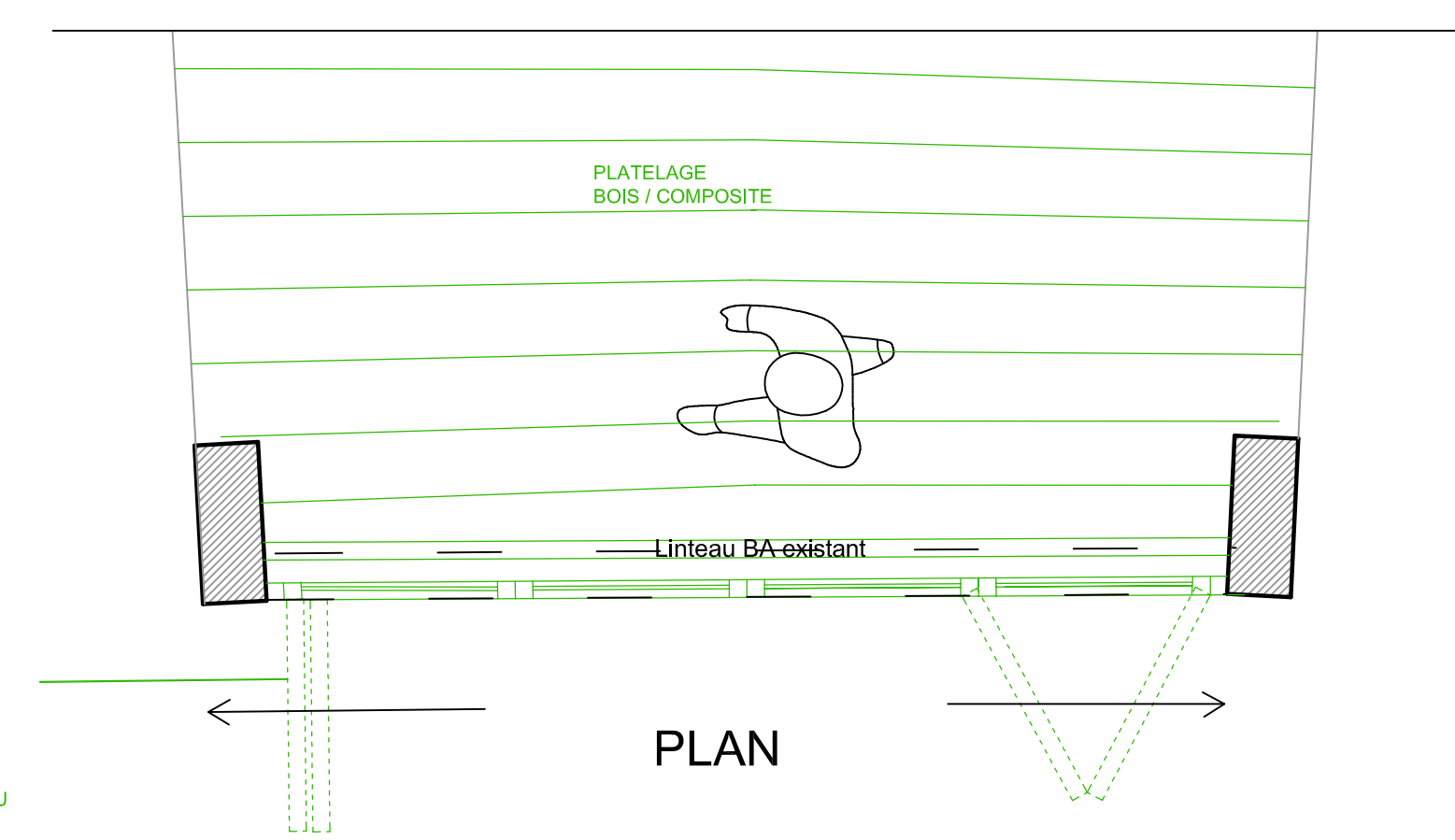
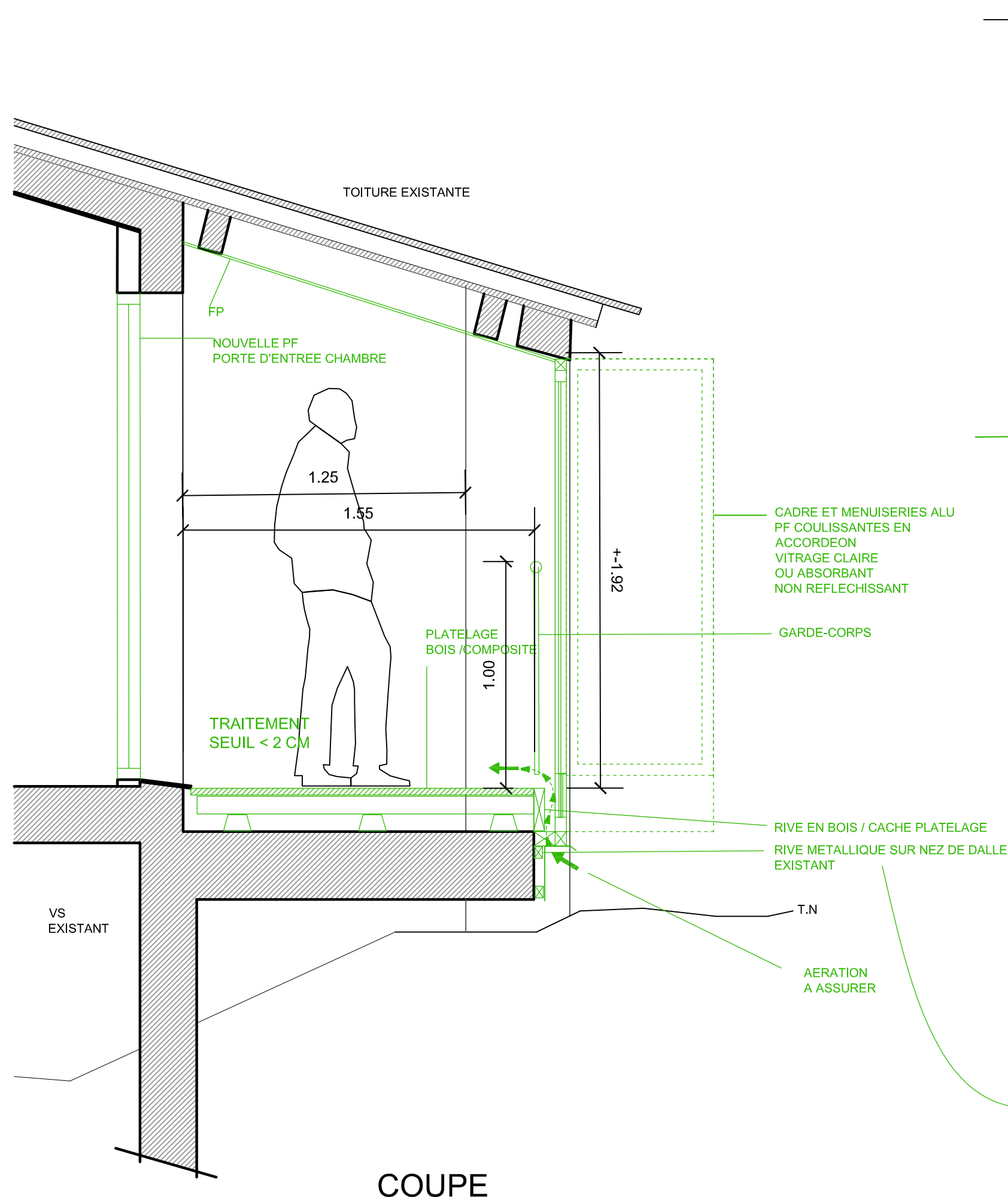
ME 29
Ensemble de menuiseries
FACADE SUD
PF vitrées

NOTA 1 : TT MENUISERIES EXTERIEURES COLORIS 32 REF VILLE DE NICE

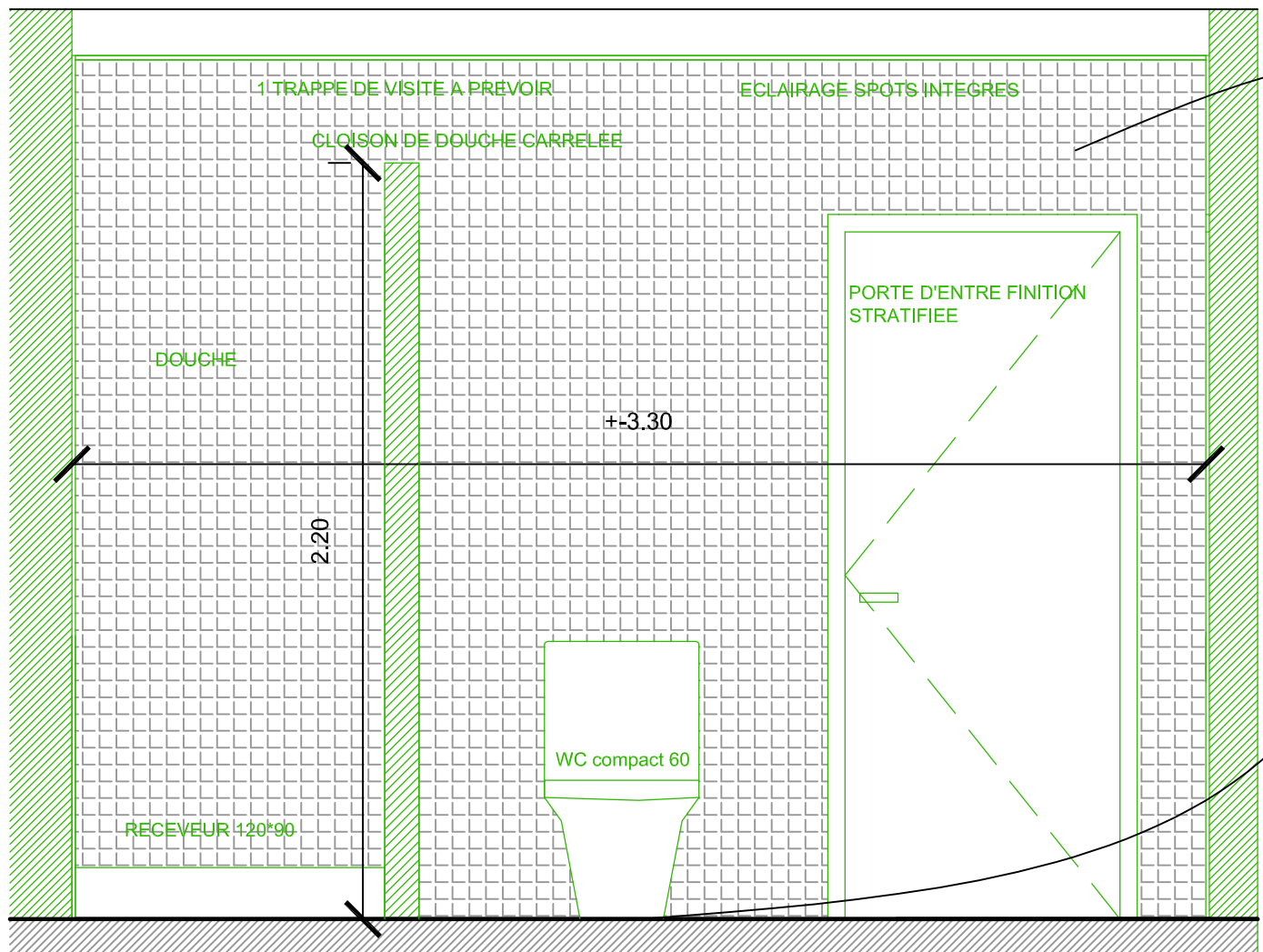
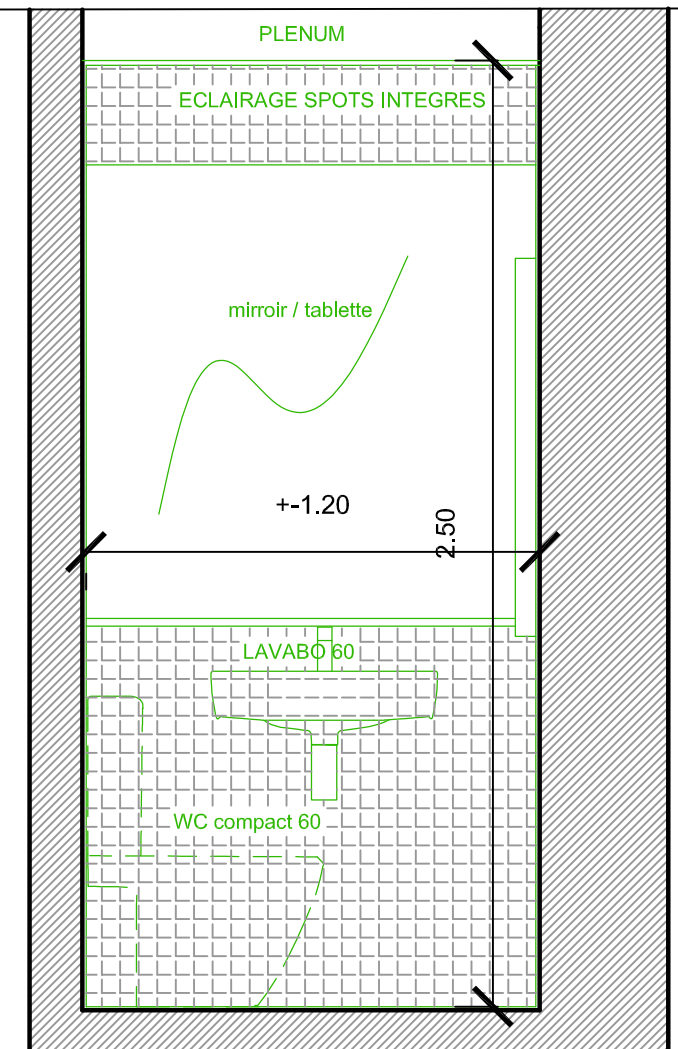
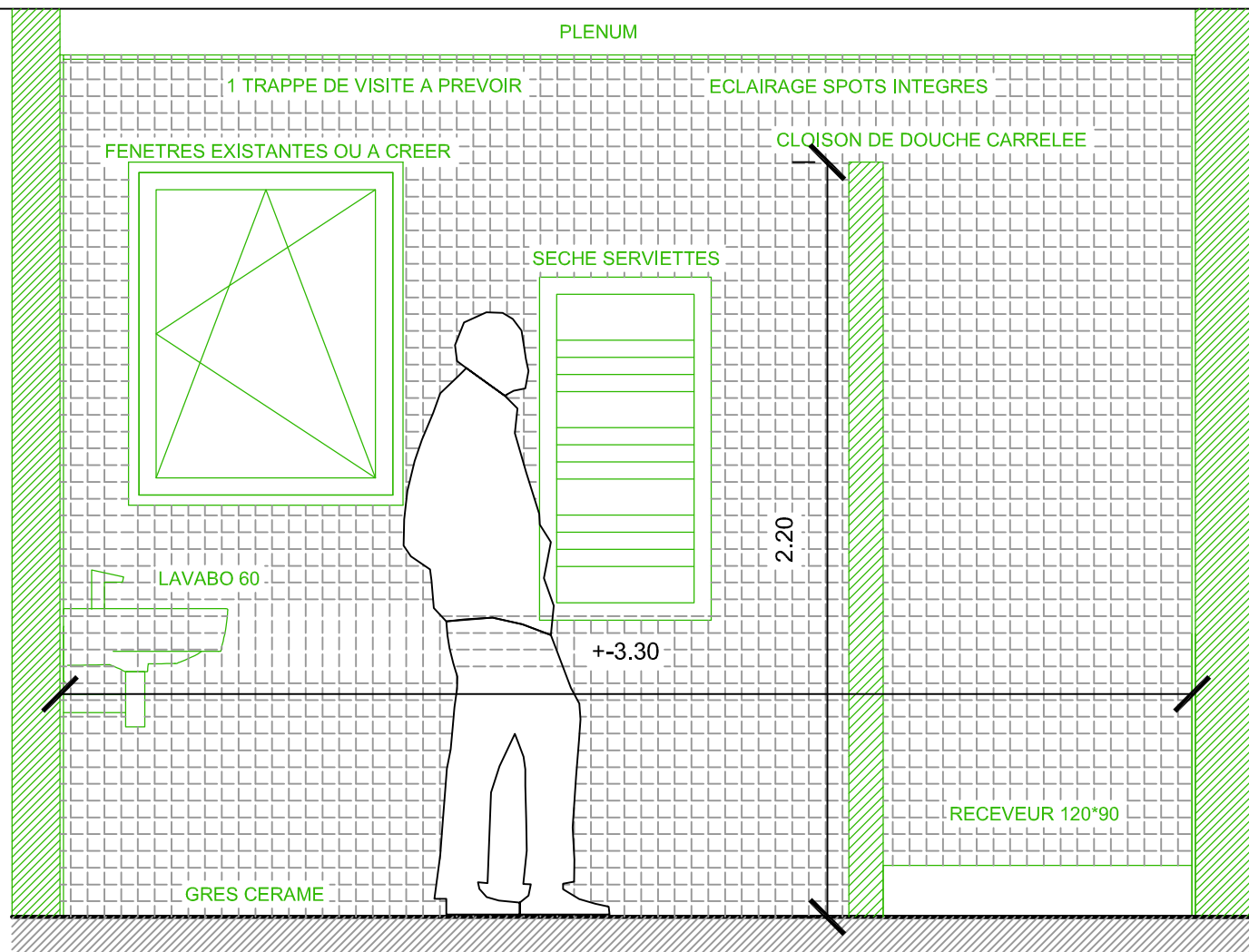
NOTA 2 : MESURES INDICATIVE A RELEVIER PRECISEMENT SUR EXISTANT

NOTA 3: ME 13,14,17,18,19,20,24,25,26,27,28,30 EQUIPEES DE VOLETS INTERIEURS PARTIES CHASSIS FIXE (largeur +/- 30cm)

CME	RENOVATION DE "L'HOTEL" DU PLATEAU DE CALERN	MAITRE D'OUVRAGE : OBSERVATOIRE DE LA COTE D'AZUR
		MAITRE D'OEUVRE : N FAR_+ENERSCO+ TEMPO CONSULTING
DATE : 11-01-2016 MAJ : 25-01-2016	ECH : 1/50e	MENUISERIES EXTERIEURES PRO/DCE



DETAIL AMENAGEMENT COURSIVE FACADE SUD Ech:1/20e



MOSAIQUE
PANACHEE
TONS GRIS



SOL. GRES CERAME
ANTI-DERAPANT

COUPES : AMENAGEMENT
SALLE DE BAIN TYPE ECH: 1/20e